

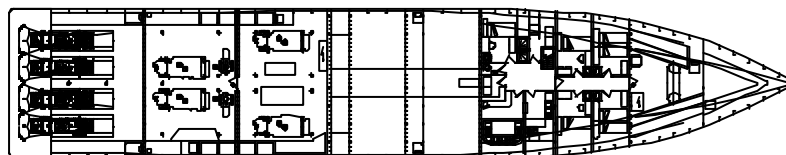
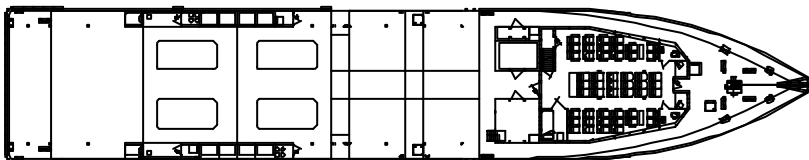

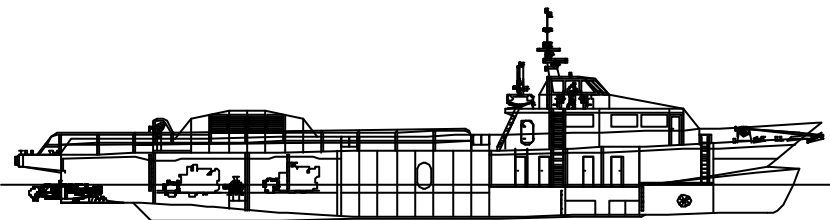


Fast support and intervention vessel (FSIV)

KEMBA

50 Passengers

227 Metric ton deck cargo



KEMBA has been designed by Surf for fast transportation of personnel and cargo. Able to carry 250 st at 20 knots, this vessel allows crew changes on distant deep water fields and urgent cargo shipments.

Under her main deck, the vessel is fitted with fuel and fresh water cargo capacities.

In addition, the vessel has a 2400 m³/h external Fi-Fi capacity (Fi-Fi class I).

Her waterjet propulsion and her bow thruster gives her an excellent manoeuvrability.

15-06-2005



Fast support and intervention vessel (FSIV)

KEMBA

50 Passengers

227 Metric ton deck cargo

CONSTRUCTION

Hull shape : type "FSH" (fully shaped hull).

Hull and superstructure materials: sea water resistant aluminium (AG 4 MC).

MAIN DIMENSIONS

Overall length:.....175.7 ft. (53.55 m).

Length waterline:160.6 ft. (48.95 m).

Overall beam:32.8 ft. (10.00 m).

Moulded depth:.....13.3 ft. (4.05 m).

Draught:7.7 ft. (2.35 m).

Maxi. Dead weight:290 short tons (263 mt.).

Light displacement:237 short tons (215 mt.).

Loaded displacement:527 short tons (478 mt.).

APPROVALS

Class: 1 * HULL ● MACH - LIMITED OPEN SEA H 1/3 < 4m - Rescue 50 persons in Tropical Waters, HSC - CAT A - Fire-Fighting ship 1.

International load line certificate.

Approved for transportation of 50 passengers and 7 crew.

SOLAS compliant Life saving equipment .

ACCOMMODATION

- Insulated and air conditioned.
- Large windows.
- Luggage racks, video, drinking water fountain.
- Fitted with 50 individual seats in 1 lounge.
- 1 sick berth.
- 2 Restrooms with washbasins.
- 3 single cabins, 2 double cabins.
- Mess room, galley, 2 cold store rooms, laundry.

PROPULSION

- **MAIN ENGINE**: 4 x CUMMINS—KTA 50M2.
Maximum output: 4 x 1,800 BHP at 1,900 rpm.
- **GEAR BOX**: 4 x Twin Disc MG 6848 SC.
- **WATERJET**: 4 x HAMILTON HM 811.
- **BOW THRUSTER**: 1 x 200 HP
- Soundproofed and thermal insulated engine room.
- Spark Arresting Mufflers.

PERFORMANCE

Light craft speed:30 knots.

Cruising speed:24 knots.

Loaded speed (227 metric tons):20 knots.

CAPACITIES

Cargo fuel oil :.....26,500 USG. (100 m³).

Cargo rig water :.....26,500 USG. (100 m³).

Ship fuel oil :.....5,290 USG. (20 m³).

Day tank :.....2,650 USG. (10 m³).

EQUIPMENT

- GMDSS area A3.
- 2 Radars.
- 2 GPS.
- 1 Autopilot.
- 1 Gyrocompass.
- 1 Echo sounder.
- 1 Float free EPIRB.
- 3 portable VHF radios.
- 2 Watertight searchlights.

Outfit and safety equipment complying with international regulations for transportation of passengers (SOLAS), 50 persons rescue, and fire-fighting (class I).

CARGO DECK

Designed to carry up to 250 short tons (227 mt), free deck space

allows the use of the "standard basket" for loading and unloading passengers.

- Aft deck area:95 ft x 25 ft (29.00 x 7.60 m).
- Deck strength:500 pounds/square foot (2.5 t/m²).
- Maxi loading:250 short tons (227 mt).
- Deck fittings:cargo hold downs.
- Deck protection:wood sheathing.

FIRE-FIGHTING EQUIPMENT

2 Pumps: capacity 6,605 USG/min (1500 m³/h) each, pressure 203 PSI (14 bars). The pumps are driven by the central engines. During fire-fighting operations, the craft keeps excellent manoeuvrability and directional control using the lateral waterjets.

Two remote controlled monitors on aft main deck, each 5,284 USG/min (1200 m³/h).

The vessel is protected by a deluge system.

All particulars believed to be correct but not guaranteed

Bourbon Offshore

148, rue Sainte - 13007 Marseille - France

Phone +33 (0)4 91 13 08 00 - Fax +33 (0)4 91 13 08 61

www.bourbon-online.com - E-mail: bourbon-offshore@bourbon-online.com